



Ear cleaning training and desensitization chart

Build a positive relationship with cotton pads and the ear cleanser bottle




Handle your companion's ears

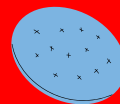
- Rub the back of the ears;
- Flip the ears on the top of the head (for floppy ears);
- Keep the ear flipped while holding the bottom part of it;
- Touch the inner part of the outer ear (pinna);
- Touch the entrance of the ear.




Give a treat
after each manipulation.



Mimic cleaning the ear with a dry cotton pad



Mimic applying ear cleanser or medication in the ear



Proceed to the actual ear cleaning

Inspect your pet's ear every week and practice cleaning their ears 2-3 times a week or according to the recommendations of your veterinary team.

